



MODEL SHO-E

Full-Size Electric Convection Oven



Shown with optional casters

Project _____

Item No. _____

Quantity _____

Baking compartment - accepts five 18" x 26" standard full-size baking pans in left-to-right position.

All data is shown per oven section, unless otherwise indicated.

Refer to operator manual specification chart for listed model name.

EXTERIOR CONSTRUCTION

- Full angle iron frame
- Stainless steel front, top, sides and legs
- 25" (635mm) stainless steel legs for single ovens
- 6" (152mm) stainless steel legs for double stacked ovens
- Dependent stainless steel doors, dual pane thermal glass window on left hand door, solid right hand door
- Chrome-plated door handle
- Triple-mounted door hinge pins
- Removable front control panel
- Solid mineral fiber insulation on back, fiberglass insulation on top, sides and bottom

INTERIOR CONSTRUCTION

- Double-sided porcelainized baking compartment liner (14 gauge)
- Aluminized blower wheel
- Five chrome-plated racks, eleven rack positions with a minimum of 1-5/8" (41mm) spacing

OPERATION

- Three tubular heaters
- Thermostat with temperature control range of 200°F (93°C) to 500°F (260°C)
- Two speed fan
- 1/3 horsepower blower motor with automatic thermal overload protection
- Control area cooling fan

STANDARD FEATURES

- Solid state manual control with separate dials to control thermostat and timer
- 25" (635mm) adjustable stainless steel legs (for single units)
- 6" (152mm) adjustable stainless steel legs (for double sections)
- One year oven parts and labor warranty*
- Five year limited oven door warranty*

* For all international markets, contact your local distributor.

OPTIONS AND ACCESSORIES

(AT ADDITIONAL CHARGE)

- **Legs/casters/stands:**
 - 6" (152mm) seismic legs
 - 6" (152mm) casters
 - 4" (107mm) low profile casters
 - 25" (635mm) stainless steel open stand with rack guide, stainless steel
- Extra oven racks
- Flue connector
- Prison package (includes security control panel and stainless steel back)
- Stainless steel solid back panel
- Security control panel
- Extended warranty



BLODGETT OVEN COMPANY


www.blodgett.com

44 Lakeside Avenue, Burlington, VT 05401

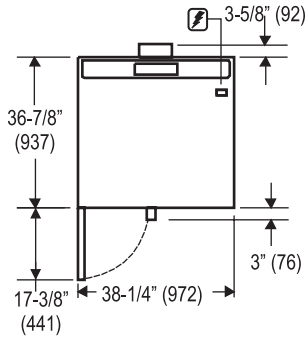
Toll Free: (800) 331-5842 • Phone: (802) 860-3700 • Fax: (802) 864-0183



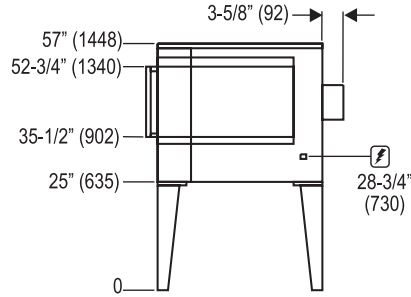
MODEL SHO-E



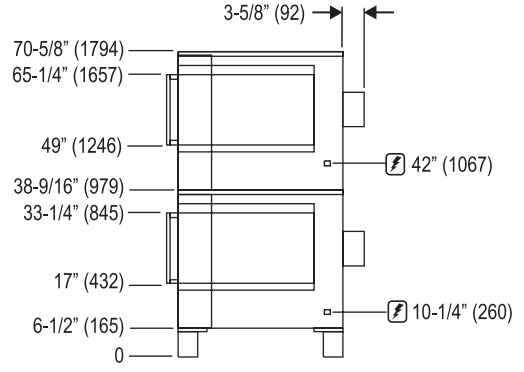
APPROVAL/STAMP



TOP VIEW



SINGLE



DOUBLE

SHORT FORM SPECIFICATIONS

Provide Blodgett full-size convection oven model SHO-E, (single/double) compartment. Each compartment shall have a fully welded angle iron frame. Interior shall have fully covered porcelainized steel liner and shall accept five 18" x 26" standard full-size bake pans in left-to-right position. Right door shall be stainless steel. Left door shall be stainless steel with dual pane thermal glass. Left door shall have chrome plated handle and dependent operation. Unit shall be electrically heated with three tubular heaters. Air in baking chamber distributed by dual inlet blower wheel powered by a two-speed, 1/3 HP motor with thermal overload protection. Each chamber shall be fitted with five chrome-plated removable racks. Control panel shall be recessed with Cook/Cool Down mode selector switch, electromechanical thermostat, 200 - 500°F (93-260°C), and 60-minute timer. Provide options and accessories as indicated.

DIMENSIONS:

- Floor space** 38-1/4" (972mm) W x 36-7/8" (936mm) L
- Product clearance** 1/2" from combustible and non-combustible construction.
- Interior** 29" (737mm) W x 20" (508mm) H x 24-1/4" (616mm) D
- If oven is on casters add to all height dimensions:**
- Single 4-1/2" (114mm)
- Double 2-1/4" (57mm)

POWER SUPPLY:

208 VAC	60 Hz.	1 phase	11kW	51/0/51 Amperes
208 VAC	60 Hz.	3 phase	11kW	31/29/29 Amperes
220/240 VAC	60 Hz.	1 phase	11kW	44/0/44 Amperes
220/240 VAC	60 Hz.	3 phase	11kW	26/24/26 Amperes

*At an additional charge

MAXIMUM INPUT:

- Single 11kW
- Double 22kw (11kW each section)

MINIMUM ENTRY CLEARANCE:

- Uncrated 32-1/4" (819mm)
- Crated 37-3/4" (959mm)

SHIPPING INFORMATION:

- Approx. Weight: Crated**
- Single: 480 lbs. (218 kg)
- Double: 960 lbs. (435 kg)
- Crate sizes:**
- 37-1/2" (952mm) x 43-1/2" (1105mm) x 52" (1321mm)

NOTE: The company reserves the right to make substitutions of components without prior notice

BLODGETT OVEN COMPANY

www.blodgett.com

44 Lakeside Avenue, Burlington, VT 05401 Toll Free: (800) 331-5842 • Phone: (802) 860-3700 • Fax: (802) 864-0183